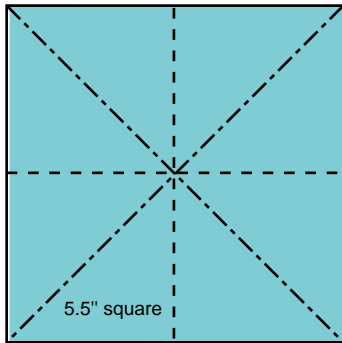


# Teardrop

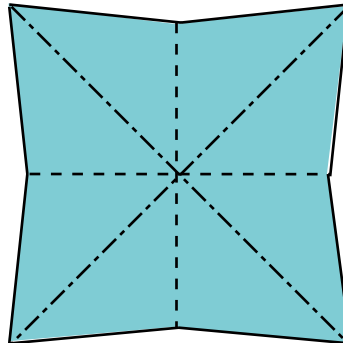
by Rae Cooker  
ORIGAMI, by Gay Merrill Gross

1.

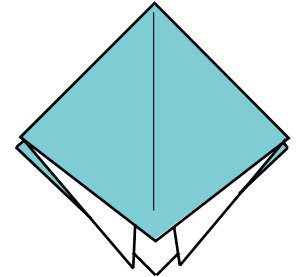


fold in half diagonally, turn over. fold in half on the horizontal and vertical.

2.

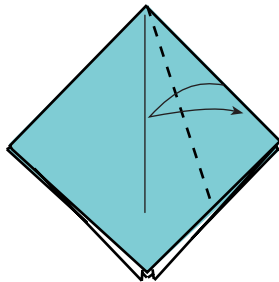


3.



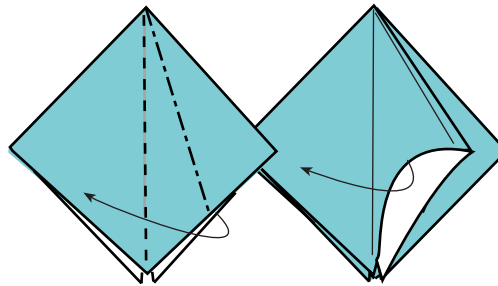
collapse folds to make a square.

4.



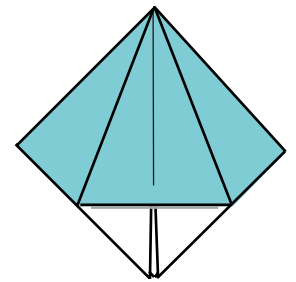
fold over and open to crease.

5.



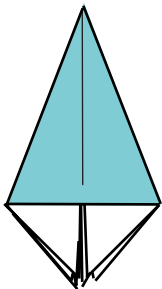
open corner of top layer by folding open.

6.



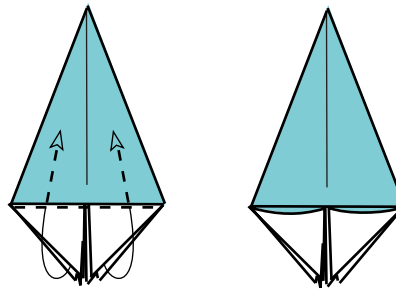
once open, flatten and crease.

7.



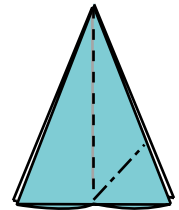
repeat fold around.

8.



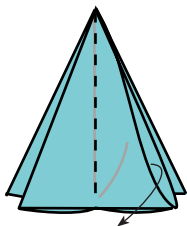
fold top layer upwards and tuck in

9.



continue on other sides.

10.



open edge of top layer, then flatten open. repeat around.

11.

